

JOSS  
ARNOTT  
DANCE

RESOURCE PACK  
KEY STAGE 2



DANCE:CONNECTS

# CONTENTS

WELCOME	3
ABOUT DANCE: CONNECTS	4
HOW DOES IT WORK?	5
YOUR DANCE TUTORIAL VIDEO	6
LET'S GET CREATIVE!	7
ARTSUNBOXED INFORMATION	17
ABOUT JOSS ARNOTT DANCE	18
ABOUT JOSS ARNOTT (CHOREOGRAPHER)	20
ABOUT JAMES KEANE (COMPOSER)	22
ONLINE LINKS	23

# WELCOME

Hello everyone,

Thank you so much for choosing to take part in *Dance:Connects*, our digital resource library developed by Joss Arnott Dance and commissioned by Greenwich Dance through the ArtsUnboxed programme.

*Dance:Connects* is more than just a video tutorial or resource pack, it's an exclusive concept that aims to empower everyone with new connections and to share your creative ideas with the world!

Our aim is to empower people, communities, dancers, children, young people and families everywhere to use dance as a pulse that beats joy back into communities and celebrates our experiences of connection, new and old.

As part of *Dance:Connects*, the team and I have developed this resource package to progress participant's choreographic knowledge and artistic practice. The resource is aimed at teachers, lecturers and dance leaders who can get creative with lesson planning and get those creative juices flowing.

We will provide you with original *Dance:Connects* choreography and the amazing original music by our Composer James Keane, then it's over to you to create something amazing!

Our videos are led by our amazing team of creatives and dancers who we have collaborated with throughout the *Dance:Connects* process and includes material appropriate for participants of a diverse range of ages and experience.

Thank you again for your involvement with *Dance:Connects*, we hope that you find the resource exciting and make some amazing memories whilst sharing your creativity with the world!

Joss Arnott  
Artistic Director  
Joss Arnott Dance



# ABOUT DANCE: CONNECTS

*Dancer - Esmée Halliday.*

*Dance:Connects* is a new choreographic framework created by Joss Arnott Dance using Dance as a tool to celebrate and connect people and communities. We have created a range of resources online and a video library for a range of people new to dance and those with dance experience. The resources are developed to support the wonderful range of bodies, styles and cultures that make up our brilliant communities.

Created by Artistic Director Joss Arnott in partnership with an incredible team of consultants, dancers and creative experts, *Dance:Connects* seeks to empower dancers, children, families and people everywhere to use dance as a way of connecting people and creating new pulses throughout society to bring the joy back into communities and celebrate our experience of connection, new and old.

Joss has taken inspiration from the way in which people came together throughout 2020-21 in response to the COVID-19 pandemic. During the most challenging of times, we reconnected with neighbours, supported the most vulnerable, celebrated those in roles we may have taken for

granted and we connected with our friends, family and loved ones in ways we never had before. Joss took this inspiration and started the artistic journey of connection that we can share widely across our communities and Internationally to spread joy, happiness, fun and most importantly connection.

The resources available come in a range of formats, teaching warm up exercises, dance technique, choreography and creative tasks. Then it's over to you! You put your own stamp on the piece to create your very own *Dance:Connects* performance piece that can be shared across the world – as a live performance, as a dance film, as a flash-mob or as pop up performances in your local community in gardens or parks. We have worked alongside a range of experts to embed curriculum and specifications into the design of the resources, exploring ways of introducing new communities to dance and supporting those in the dance world to learn, enhance and explore new skills.

**This *Dance:Connects* activity has been made possible by Greenwich Dance through the [ArtsUnboxed](#) initiative.**

# HOW DOES IT WORK?

*Dance:Connects* involves 4 important and easy steps:

1. **EXPLORE** – Check out the range of resources available and pick the package that best fits your group, community or expertise.
2. **LEARN** – Watch and learn your pre-recorded dance tutorial led by one of our dancers.
3. **CREATE** – Using the tasks shared in the video or those within this resource pack, you can now create your own performance pieces using the choreography you've learnt as a starting point for ideas to produce something magical, exciting and totally unique! You also have access to the *Dance:Connects* original music by our composer James Keane.
4. **UPLOAD** – Each participant is invited to upload and share their videos with the world via social media using the hashtags **#JADDanceConnects**, **#ArtsUnboxed** and **#HereForCulture** to celebrate and connect with others through dance across the globe.

You will have **12-months** of access to this resource to use how you feel appropriate. The video is tailored to provide safe and fun experiences for all. The pre-recorded dance tutorial video includes;

- A Warm up.
- The *Dance:Connects* choreography.
- Creative suggestions.
- Cool Down.

*Dancer - Maiya Leeke.  
Photo credit - Chloe Roberts.*

By buying this product you have agreed to the terms outlined in the Waiver document and accept all risks that may occur when taking part in activities shown in the video. A risk assessment is provided for you to adapt and use for your own personal experience.

[jossarnottdance.com/  
safeguarding-and-prevention/](https://jossarnottdance.com/safeguarding-and-prevention/)



# YOUR DANCE TUTORIAL VIDEO

This Key Stage 2 video tutorial is delivered by JAD dancer Dominic Coffey and is pitched at Years 3-6 primary school pupils. The video and creative resources have been designed in consultation with an experienced teacher to make sure the programme is fun, educational and appropriate. Have fun and enjoy!



## DOMINIC COFFEY

*Photo credit - Josh Hawkins.*

Born in Chorlton, Manchester, Dominic found his interest in dance whilst attending Chorlton High School. He started training in contemporary dance at the age of sixteen whilst studying at Pendleton College from 2010-12. After leaving college, Dominic completed his degree at Northern School of Contemporary Dance in Leeds. Upon graduating Dominic gained a place on the Jasmin Vardimon Professional Development Course where he had the opportunity to tour as a company called JV2.

During his time there he performed work by Jasmin Vardimon herself. Dominic has worked professionally with Gary Clarke, Hawk Dance Theatre, Carlos Pons Guerra, Cahoots NI, Joe Garbett, Urban Conceptz, Fallen Angels Dance Theatre, Joss Arnott, ThickSkin Theatre and more. Dominic has performed nationally and internationally, to locations such as China, India and USA. He is also an Educational Facilitator for Jasmin Vardimon and has taught sessions to first year students at the University of Salford and Chorlton High School.



# LET'S GET CREATIVE

Now that you've learnt the *Dance:Connects* choreography, it's now over to you and your participants to create something amazing!

We want everyone to be inspired and excited to do something new and thrilling to create your very own *Dance:Connects* experience – participants might take to TikTok and be the next dance trend, or they might take the short pieces created individually or in groups from your dance class and turn it into a live performance to celebrate everyone's amazing talent!



They may even turn this into a short performance that takes place in local parks or at garden gates, sharing joy and providing entertainment to people in your community!

It's entirely up to you, but be sure to include **#JADanceConnects**, **#ArtsUnboxed** and **#HereForCulture** on social media with any uploaded footage so others can see your performances too!

## THINKING ABOUT LOCATION

The beauty of *Dance:Connects* is you can create your dance anywhere you like! Indoors, outdoors, on the beach, in your garden... as long as it is safe and you are wearing the correct footwear!

For some inspiration, here are some examples:





# KEY STAGE 2 CURRICULUM SUPPORT

*Credit - Leap of Dance Academy.*

The below resources and suggested creative examples have been developed in partnership with Jade Hunt, Head of Dance at Horizon Community College. These can act as starting points for devising lesson plans and enhance both teachers' and participants' dance skills including:

## TEACHERS/GROUP LEADERS

- Developing confidence to teach the subject.
- Learning simple sequences that are easy to self-teach.
- Exercises that link to skills needed for KS2.
- Resources to enhance and develop lesson plans.

## PARTICIPANTS

- Support knowledge and understanding of dance and physical well-being.
- Increased knowledge of choreographic methods and development.
- Understanding key skills and developing contemporary dance knowledge.
- Developing practical skills.
- Ability to warm up effectively.
- Learning new dance sequences from film.
- Development of dance and music interplay.
- Understanding how to work from a range of stimuli - visual, auditory etc.
- Motif creation and development.
- Developing choreography using stylistic features/methods.

# DANCE: CONNECTS CHOREOGRAPHIC STYLISTICS

- Muscularity.
- Extreme, full movement.
- Fluidity.
- Contrast between subtlety and virtuosic movement.
- Drama and Boldness.
- Encouraging and exploring the individual strengths and skills of each participant.
- Exploring musicality and syncopation.
- Dynamic range and possibilities.
- Contrasting within staccato (short) and legato (smooth) dynamic qualities.

# DANCE: CONNECTS CONCEPTS

- Power.
- Vitality.
- Energy.
- Strength.
- Empowerment.
- Connection with others.
- Celebrating individuality.

# KEY SKILLS AND CREATIVE TASKS

## MAKING YOUR OWN WARM UP DANCE

### EXAMPLE 1

- Working with a partner or in small groups – ask each pupil to create three movements/ actions that are going to get them warm and raise their pulse.

Examples – High knees, star jumps, ready-set-sprint, jogging on the spot, rolling on the floor, running etc.

- Add all the actions together.
- Ask them to work with another pair/group to learn their sequence and add to their own.
- How many can they learn working with other people?

### EXAMPLE 2

- Develop a series of stretches appropriate for the group and session planned. Explore musicality by holding each stretch for 16 counts, 8, 4 etc.

Choose different examples of music each week that will encourage pupils to try and hear different things. Examples of this can be alternating from Pop Music to Blues, Electronic to 80s...!

### EXAMPLE 3

- Feeling like the pupils want to freestyle to music today? Put on some energising music and let them take to the dance floor to show their best moves! Remember to make sure they travel through the space so they are not stuck on the spot!

### EXAMPLE 4

- Everyone in the class needs to think of a warm up action that's going to get everyone's pulse racing! Stand in a big circle and one by one let them perform their action, everyone else copy and keep going around the circle – repeat as many times as you like!
- Fancy moving around? Allocate and follow the leader, copying them for three moves or gestures, switch to the next leader and repeat.

### EXAMPLE 5 - DANCING BEHIND A DESK - CREDIT, JADE HUNT

Even though we are sat at our desk we still need to warm up our bodies as well as our brain!  <b>Step 1:</b> Learn the routine in the bingo grid from your teacher  <b>Step 2:</b> Rehearse with music	1. Shrug Shoulders x4	2. Stand up and then sit down x2	3. Shoulder Circles x4
	4. Clap x4	5. Hit the desk x4	6. Place hand on top of other hand and back x4
	7. Look up and down x4	8. Look side to side x4	9. Stretch forward onto the desk and back x2

### STRETCH TASK

When completing STEP 2 change at least ONE of the ACTIONS in the warm-up to an action of your own

## RED ZONE

The body is cold. We need to raise the heart rate to ensure that blood is flowing through the body. The aim of this is to feel warmer and be out of breath.

### EXAMPLE PULSE RAISERS

- Jogging on the spot.
- Star Jumps.
- Small jumps on the spot.
- High Knees.
- Heel Flicks.
- Side to side jumps.
- Ready. Set. SPRINT!
- Speed and agility foot patterns.

## AMBER ZONE

Now that the body is warmer, we are less likely to pull a muscle. Therefore, now is a good time to do some stretching. The aim of this section is to mobilise the joints and increase our range in movement/flexibility. How many of our stretching examples can you achieve? How many more can you add to your stretching routine safely?



## GREEN ZONE

Our body is now warm and stretched so now is a good time to start recapping dance movement/rehearsing specific movement.

### EXAMPLE DANCE ACTIVITY

Recap choreography from previous lessons.  
Repeat movement you found tricky last session.  
Come up with an idea of a movement that you can contribute to your group.

*Plan credit - Jade Hunt.*



## DANCE: CONNECTS CHOREOGRAPHY PHRASE

Once pupils have learnt either level (or both levels) of repertoire from the video, they can now take part in the creative tasks below.

Please feel free to adapt the choreography levels accordingly. You may decide to learn the choreography and teach it to the pupils yourself, or they can learn from the video with your assistance.

You may also decide to concentrate on and develop one of the levels rather than both.

### VIDEO TUTORIAL CREATIVE TASK

- One of the main themes in the choreography is **POWER** – how can you move powerfully in the space, how can you channel and name your inner super hero...?

### ADDITIONAL CREATIVE TASK EXAMPLES

- **Levelling up** - With each of the levels, try and add them together one level at a time – how much can the pupils remember?
- **Levels and Dimension** - How can pupils change the levels and dimensions of the choreography? For example, how can standing choreography be interpreted on the floor etc.?
- **Interpretation** - Taking inspiration from the movement you have learnt, each pupil can create three movements with a partner that are similar to what you have learnt.
- **Numbers** - Add a movement in between each learnt gesture so you end up with double the length of movement!

- **Points and patches** - How can they make contact with a partner or in small groups using the choreography? Think about the choices they could make – changing the length of time the contact happens. For example, possibly momentarily (for points) or 3 counts (for patches).
- **Partner work** - How can they incorporate mirroring and matching, copying and balancing?
- **Developing rhythm** - How can they change the rhythm of some of their movements?
- **Copying your class mates** - Copy their moves – how much movement can they collect?
- **Body Relationships** - In partners, pupils can choose 4 body parts to explore movement with. How can they travel through the space using each body part and move in new ways? (Give them a signal to change the body part, feel free to explore rhythm with this to let it be spontaneous).
- **Body Percussion** - How can pupils create body percussion using the rhythm of the *Dance:Connects* music? They can explore rhythmical phrasing possibilities such as using 1,2,3,4 or a1,a2,a3,a4 or 1a,2a,3a,4a as examples.

If using your own music, explore the musicality and time signatures. You can also introduce the term ‘audible aspects’ for sounds made on or with the body, e.g. patting, vocal sounds, breath, stomping, brushing etc.

**RESULT - New Performance Pieces** - How can pupils develop their own short dance pieces using tasks listed above.

“Working on *Dance:Connects* has been such a positive experience for us. The children thoroughly enjoyed the session and teachers were very impressed by the resources available. We look forward to continuing to use the materials created and working on *Dance:Connects* and with Joss Arnott Dance.”

Bethan Hulse  
Deputy Headteacher  
Brookburn Primary School

# TOPICS AND THEMES

- ANIMALS.
- MUSICALITY.
- POWER AND STRENGTH.
- EARTH AND FIRE.

## IMPROVISATION/MOVEMENT BY CHANCE

- **Exploring actions** - Linking the above topics e.g: Be powerful like a super hero, dance your socks off on the dancefloor, fly like an eagle etc. How many movements can you think of for each...?

For each topic/theme:

- Pupils can create 5 actions using each theme.
- How can the actions be put together working with partners?
- How can they interact with one another?
- Can they change the order of actions, levels or facings?

## MUSIC AND NARRATIVE

Choreographer Joss Arnott begins each choreographic process starting with music. Ask students to take part and devise around the below tasks and ideas:

- In small groups, listen to the 5-minute *Dance:Connects* music track - pupils can start by listing and considering the instrumentation used in the music from what they hear and feel.

## FULL LIST

- Taiko Drums.
  - Congas.
  - Cajon.
  - Shakers.
  - Cymbals.
  - Boomwhackers.
  - Toms.
  - Scaffold.
  - Bass Drums.
  - Trombones.
- 
- What imagery does the music evoke?
  - Can pupils create a narrative and emotional responses from the music?
  - Working in small groups, write down or discuss 5 buzz words, concepts or drawings.
  - Create movement based on these new findings/inspirations.

Examples of this could be:

- **Energy** - Vibrations, strength, vibrant.
  - **Connection** - Collaboration, crowds, gatherings, strength in togetherness.
  - **Earth and Fire** - Sense of power, natural qualities, circular, looping and swirling movements.
- Share these ideas with the group to see what other themes are similar and also contrasting.
  - Decide on what themes to explore and make new performance pieces using new topics as inspiration to create physical actions, pathways and dynamics. Feel free to use your own music.
  - Develop these by choosing a number of the creative tasks above.
  - Feel free to repeat this task with different music for additional lesson plans.

## OWN COOL DOWN STRETCH

- Discuss how pupils can develop their own stretch working with a partner. Revert back to the warm up and the stylistic features of movement. What do they need to lower their heart rate and stretch? They can then teach and learn each other's combinations to build this into a longer sequence to end the session.

## WHAT DANCERS AT BROOKBURN PRIMARY SCHOOL HAVE TO SAY...

"Brilliant, Super and Spectacular!"

"Fun and Energetic"

"I was able to express my feelings today"

"I loved practicing with my friend before we did the main performance. I loved the difficult moves we did in the routine."

"I will remember the dance instructor as he really helped me. I am normally so nervous but I have learnt and loved today so much"

"I have learnt that I'm not that bad at dancing because before the session I didn't try at all, now I will always try"

"The dancing I will remember and also the fantastic music"

"I learnt how to do some cool jumps that I've not done before"

"I will remember a great teacher"

"I have learnt that anyone can dance"



# SUGGESTED LESSON STRUCTURE (8-SESSIONS)

This suggested lesson plan gives pupils an aim for the end of their final session. Depending on how long your sessions will be, this 8-session lesson plan is based on 55-60-minute classes. Depending on how quick the pupils engage with the material, please feel free to adjust accordingly.

## SESSIONS 1, 2 AND 3

- Watch the video tutorial from start to finish (Levels 1, 2 and 3 choreography per week).

## SESSION 4

- Pupils can start to make their own warm up sequences in partners/groups.
- Recap appropriate level/s of choreography.

## SESSIONS 5 AND 6

- Recap and develop warm up sequences.
- Start to develop choreography in small groups – choosing a topic or from the creative tasks listed above.

## SESSION 7

- Start to put together new warm up sequences with new choreography pieces.

## SESSION 8

- Recap and present all short choreography pieces for each group.
- **PEER REFLECTION** – Ask the class to state 2 things which they saw in each performance piece and open it up for a group discussion on how they could develop the piece moving forward.

All following information updated as of 1<sup>st</sup> April 2021.

# ABOUT ARTSUNBOXED AND GREENWICH DANCE

**ArtsUnboxed**  
GREENWICH DANCE

**GREENWICH  
DANCE**

ArtsUnboxed is a revolutionary new way to create and tour dance. Devised by Greenwich Dance, it is an online shop where 'boxes' containing the full instructions for remounting participatory or performance work are available for venues, festivals and organisations to purchase for presentation in their own settings, with their own local artists.

By touring ideas rather than people, ArtsUnboxed generates creative opportunities for artists as well as addressing the environmental impact of touring activity. The initiative shares great ideas and provides the inspiration and toolkits for purchasers to recreate with, by and for their own communities and audiences.

[artsunboxed.com](https://artsunboxed.com)

**#JADanceConnects**  
**#ArtsUnboxed**  
**#HereForCulture**

Greenwich Dance, established in 1993, provides a place for both non-professionals and professionals to move, watch and create regardless of age, experience or background within a wide range of activities including classes, performance projects, festivals and events. During the COVID-19 pandemic Greenwich Dance has stayed operational, forging brand new ways of working to include online classes designed to tackle loneliness and isolation, a podcast, blogs authored by freelance artists, digital dance round-ups, online dance creation and doorstep performances.

[greenwichdance.org.uk](https://greenwichdance.org.uk)



# JOSS ARNOTT DANCE

*Dancers - Larissa Longsee and  
Vincenzo D'Acquisto.  
Photo credit - Josh Hawkins.*

JOSS ARNOTT DANCE strives to be one of the leading dance companies in the UK: distinctly different from its peers in creative style and methodology, passionately committed to collaboration, mutual respect and support. In everything we do – Not I, but We.

We produce work that is grown from classical techniques, shaped by contemporary aesthetic and inspired by music. We strive to make work that moves our audiences with its musicality and skilled performance. We understand the power of the arts to influence social mobility and we will always be generous in our leadership: developing talent, encouraging high quality creativity and supporting the sector.

The company's productions consist of an athletic, technically brilliant cast of extraordinary dancers, aiming to excite and inspire its audiences regardless of their dance experience and knowledge through Arnott's stunning and dynamic classical contemporary choreographic style.

The company prides itself on bringing new audiences to contemporary dance with its accessible and adrenaline-fuelled dance productions, building audiences for our touring venues and partners. A choreographic language that has been described as '*exquisite to watch*' *The Stage 2015*, JAD have gone from strength to strength and 2015 saw the company celebrate its 5th anniversary by touring with Grammy Award winner and Polar Music Prize Laureate Dame Evelyn Glennie with the triple bill production of *5|0*.

Since 2010, the company has achieved:

- Multiple sell out performances.
- An average audience attendance of 70%.
- Reaching over 75,000 audiences via our national touring and participation programmes.
- Reaching 500,000 audience members online through our website and social media activity.

Joss Arnott Dance collaborates with a team of highly skilled and critically acclaimed dancers, musicians, composers and designers, matched with Arnott's athletic and unique movement language the company has been described as *'Exquisite to watch'*, *The Stage*, *'Masterful'*, *Varsity* and *'the perfect tonic for British Contemporary Dance,'* *Londonist*.

## VALUES

**Experience** – We know where our strengths lie and do everything we can to ensure our collaborators, stakeholders, audiences, participants and fellow creatives have the best experience working with Joss Arnott Dance.

**Quality** – What we do we want to do extremely well to ensure a quality experience is always had when engaging with Joss Arnott Dance.

**Collaboration** – Creativity is in us all and we want to collaborate with a range of creatives and communities to ensure our work is of the highest quality and the end experience is exceptional and relevant.

**Diversity** – To hold diversity at the core the organisation and as part of our core artistic process.

**Passion** – Our passion and ambition for dance is clear, and we want to ensure that passion reaches everyone who works with us.

## MEDIA & PRESS

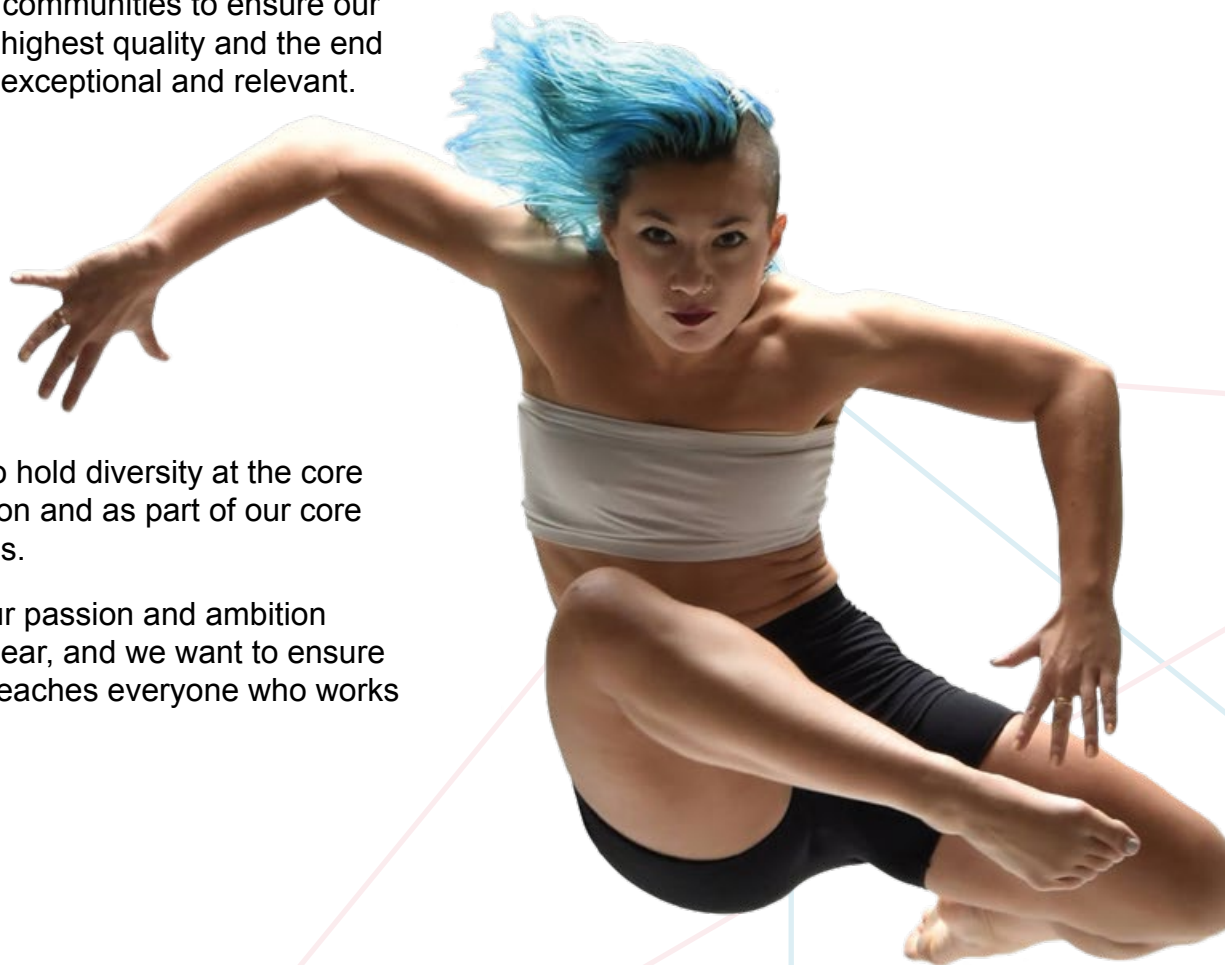
*"All three works are exquisite to watch...the outbreaks of applause throughout Wide Awakening say it all"* *The Stage*, 2015

*"Technical brilliance"* *Varsity*, 2013

*"A must-see performance"*  
*London Dance*, 2010

*"Sharp, dynamic and explosive power"*  
*Dance Live*, 2013

*"It aims to impress its audience, and it certainly delivers"* *Sanjoy Roy*, 2010



*Dancer - Lisa Rowley. Photo credit - Brian Slater.*



Photo credit - Josh Hawkins.

## JOSS ARNOTT

(CHOREOGRAPHER)

Founding Joss Arnott Dance in 2010, Joss is an internationally award-winning choreographer who has been continuously supported and commissioned by leading UK dance agencies, venues and funding organisations.

A shortlisted artist for One Dance UK's People's Choice Award 2020, Joss is in demand as a choreographer and has been commissioned to create work for professional dance companies including Rambert and for leading dance conservatoires. His artistic vision is fuelled by creating a portfolio of work for a diverse range of audiences which are at the heart of everything he produces, including indoor, outdoor and family orientated productions.

Joss strives for innovation of the highest quality and curating world class collaborations for JAD which became evident in 2015 with the company's 5<sup>th</sup> anniversary tour that featured live music from the world's premier solo percussionist, Dame Evelyn Glennie.

With a commitment and passion for talent development, Joss has been a Focus Group Artist for Sadler's Wells National Youth Dance Company, BBC Young Dancer consultant and has worked with and produced multiple works for national Centre for Advanced Training Schemes. He is also a featured artist for AQA's 2020/21 Performing Arts Qualification.

He received his first international dance award in 2016 for his solo work *V* for Outstanding Choreographic Musical Interpretation and Dance Technicality from WARSAWZawirowania Dance International.

2018 marked the year of the newly formed partnership between Joss Arnott Dance and the University of Salford with the launch of a new MA Dance Performance and Professional Practices programme that established **EMERGENCE**, now a leading postgraduate performance company, that tours newly commissioned performance work by internationally acclaimed choreographers annually.

In 2019 he became an Associate Artist at Déda and in the same year Joss Arnott Dance were selected to be part of Surf the Wave, UK Dance Showcase and joined the Without Walls Programme with *PULSE!*, a dance and live music duet created for the streets set around a 3.5m high percussion wheel designed by Linbury Prize winning artist Eleanor Bull and engineered by Rolls-Royce.

2020 marks Joss Arnott Dance's 10<sup>th</sup> anniversary and the company celebrated this key milestone developing the *DANCE:CONNECTS – PULSE! 2.0* initiative. With support from Arts Council England's Emergency Response Funding and commission funds from Pavilion Dance South West, JAD were able to financially support more than 25 independent dance artists and work with hundreds of people of all ages from across the world including Asia, Africa,

Europe, Australia and the USA through online live workshops, tutorials and accessible pre-recorded Learn at Home videos.

The legacy in this work is through the film documentation and the existing and new global relationships the company developed throughout the duration of the activity.



*Dancer - Eileih Muir. Photo credit - Brian Slater.*



Photo credit - Mike Mzajac.

## JAMES KEANE

(COMPOSER)

James Keane trained at Trinity College of Music. A composer, conductor, multi-instrumentalist and improviser. He has worked with membranes, strings, celery, water bottles, radiators, reeds, plastic bags, chalk, tables, tubes, computers, theatres, living rooms, bones, trombones, algorithms and other instruments. He's written, composed, conducted, devised, directed, played, improvised and guessed. He's played other people's music in the Brooklyn Academy of Music, an Operating Theatre and Sydney Opera House. Other people have played his music at Sadler's Wells, Blackpool and Tasmania.

Orchestrations include work for Murray Gold (BBC, C4 & films), John Browne (ROH), Paul Clark (Katie Mitchell), Steve Blake (Cholmondeleys and Featherstonehaughs), WNO Chorus and for Akram Khan's new English National Ballet piece *Creature* for composer Vincenzo Lamagna.

He has worked with The Clod Ensemble since '95 and performed internationally with Hofesh Shechter Company since '10. He was also an Associate Lecturer in Theatre Improv at University of Winchester for 8 years.

He has composed for Charles Linehan, Charlotte Spencer Projects, Lost Dog, Youth Music Theatre UK, Lizzi Kew Ross, Struan Leslie, Flexer & Sandiland, Rachel Birch-Lawson, Summit Theatre, Graeae, Circus Space and Joss Arnott Dance for over ten years - including a piece with Dame Evelyn Glennie which she now performs in recitals. He also works regularly with Theo Clinkard, and wrote the music for his piece *somewhat still when seen from above* for Tanztheater Wuppertal Pina Bausch.

[jameskeane.net](http://jameskeane.net)  
[soundcloud.com/jameskeane](https://soundcloud.com/jameskeane)

# DANCE: CONNECTS

**Artistic Director** Joss Arnott.  
**Executive Producer** Phil Hargreaves.  
**General Manager** Pamela Crowe.

**Dancer** Dominic Coffey.  
**Composer** James Keane.  
**Film** Josh Hawkins.

With thanks to Jade Hunt and Brookburn Primary School.

## VIDEO TUTORIAL MUSIC CREDITS

Jungle Juice - Wataboi

It's Another Life - vikassinghchhonker

Andreas Music Moody - u\_1banwi1

Magic - Nielizas

[pixabay.com/music/](https://pixabay.com/music/)

*Pixabay is a vibrant community of creatives, sharing copyright free images, videos and music. All contents are released under the Pixabay License, which makes them safe to use without asking for permission or giving credit to the artist - even for commercial purposes.*

# JOSS ARNOTT DANCE

JOSSARNOTTDANCE.COM

 VIMEO.COM/JOSSARNOTTDANCE

 @JOSSARNOTTDANCE

 @JOSSARNOTTDANCE

#JADDANCECONNECTS

#ARTSUNBOXED

#HEREFORCULTURE



Supported using public funding by  
**ARTS COUNCIL  
ENGLAND**

**Arts Unboxed**  
GREENWICH DANCE



**Hand Drawn Pixels**  
Design & Digital

RESOURCE PACK DESIGN - TOM PITTS, HAND DRAWN PIXELS